

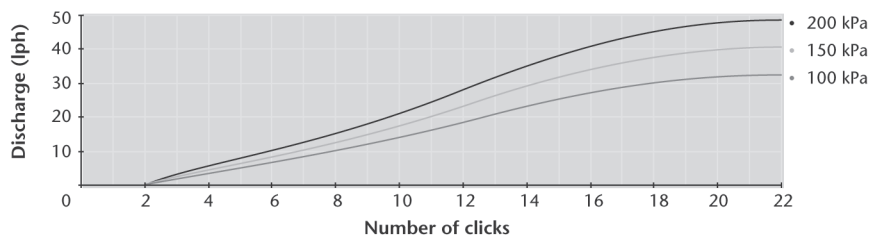
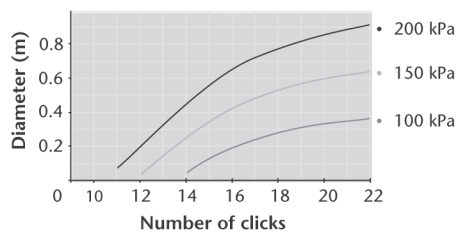


Performance			 360°	 180°
	Pressure (kPa)	Flow (lph)	Diameter (m)	Radius (m)
full open	100	33	0.4	0.4
(approx.	150	41	0.6	0.5
22 clicks)	200	49	0.9	0.6

Flow Rate 360° & 180°



Diameter of Throw 360°



Radius of Throw 180°

