



The original patented Shrubbler® with flow adjustment. Flow and coverage can be altered by rotating the cap.

Applications



Pots, tubs, landscaped gardens, nurseries, hanging baskets. In-Line spike model for planter boxes.

Features

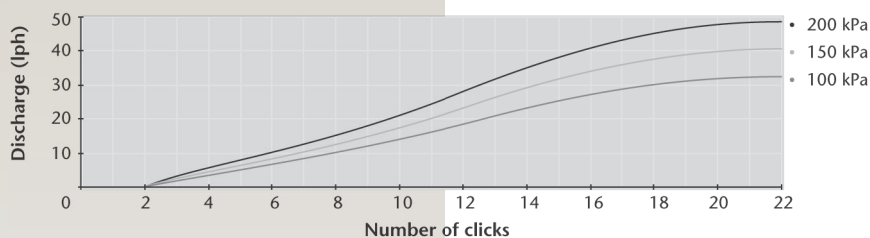
- Finger-tip flow control with shut-off option.
- Spike model to anchor Shrubbler® at the plant.

- Barb model for direct attachment to feeder and supply lines.
- Threaded model for installation into Rigid Risers and Asta® Stakes.
- 1/2" Threaded model for riser pipe installations.
- In-Line spike model suits 4mm ID connection tube.

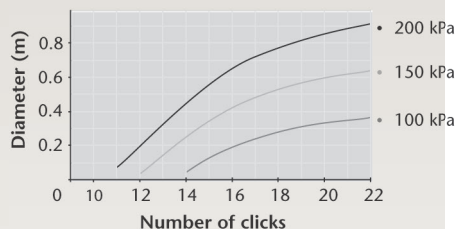


Performance				
	Pressure (kPa)	Flow (lph)	Diameter (m)	Radius (m)
full open (approx. 22 clicks)	100	33	0.4	0.4
	150	41	0.6	0.5
	200	49	0.9	0.6

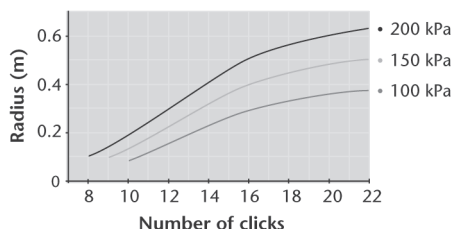
Flow Rate 360° & 180°



Diameter of Throw 360°



Radius of Throw 180°



Shrubbler® Spike 4mm



Shrubbler® Thread 4mm



Shrubbler® Barb 4mm



Shrubbler® In-Line Spike 4mm



Shrubbler® Thread 1/2"

Shrubbler® 360°				
Base Type	Order Code	Pack Quantity	Packs Per Carton	Carton (kg)
Barb 4mm	10131445	100	65	11.5
Thread 4mm	10131415	100	65	14.0
Thread 1/2" FNTP	10131425	25	70	8.3
Spike	10131495	25	40	6.3
In-Line Spike	10130995	25	40	6.3

Shrubbler® 180°				
Base Type	Order Code	Pack Quantity	Packs Per Carton	Carton (kg)
Barb 4mm	10131245	100	65	11.5
Thread 4mm	10131215	100	65	14.0
Thread 1/2" FNTP	10131225	25	70	8.3
Spike	10131295	25	40	6.3